



BESPOKE IN MOTION HOME THEATER ORDER FORM

DEALER/SHOWROOM: _____

SALESPERSON: _____

DATE: _____

PO#: _____

SIDEMARK: _____

STEP 1 • SELECT SILHOUETTE

Each home theater seating configuration requires one (1) Two Arm Theater Seating Chair.
Each additional seat is a Left Arm Theater Seating Chair with sectional connector attached.
Please indicate below the quantity of Left Arm Theater Seating Chairs required.

STAND ALONE MOTION FRAMES

LEFT ARM THEATER SEATING CHAIR
BAMOTN-LCO



Quantity _____

TWO ARM THEATER SEATING CHAIR
BAMOTN-INC



INCLINER

A Baker incliner creates a relaxed seating experience. The seat and inside back slide forward and a legrest extends while the outside back remains in a fixed position. An incliner needs extra space only in front of the piece. Chair depth is 40" and full extension depth is 67".

Indicates seat with motion

STEP 2 • SELECT CUSHION WIDTH

23"

26"



Possible Theater Seating Configuration
Configuration shown includes one (1) Two Arm Theater Seating Chair and three (3) Left Arm Theater Seating Chairs.

STEP 3 • SELECT ARM STYLE



Weltless Wide Track Arm 6"W



Weltless Modern Track Arm 9"W



Weltless Wide Slope Arm 9"W

DIMENSIONS BY ARM STYLE

	Standard Seat Width	Wide Track Arm 6"W	Modern Track Arm 9"W	Wide Slope Arm 9"W
	TWO ARM THEATER SEATING CHAIR BAMOTN-INC	23" Seat	35"	41"
		26" Seat	38"	44"
	LEFT ARM THEATER SEATING CHAIR BAMOTN-LCO	23" Seat	29"	32"
		26" Seat	32"	35"

STEP 4 • DRINK HOLDER OPTIONS


Not available in Wide Track Arm.

BLACK STAINLESS STEEL
**Upcharge*


BRUSHED STAINLESS STEEL
**Upcharge*

NONE


STEP 5 • SELECT LEG STYLE




Medium Block Leg
5"W x 2"H



Old Brass Block Leg
5"W x 2"H
**Upcharge*



Platinum Nickel Block Leg
5"W x 2"H
**Upcharge*



Modern Block Leg
8"W x 2"H

*Recommended for
Wide Slope Arm &
Modern Track Arm.
Not available on
Wide Track Arm.*

STEP 6 • SELECT EDGE

Applied to the cushions and outside back.

WELTED EDGES
Generally applied to the base, outside
back, cushions, and back pillows.

WELTLESS EDGES

WELTLESS TOP STITCH EDGES*
Generally applied to cushions, back
pillows, and arms.
**Upcharge*

STEP 7 • SELECT CUSHION FILL

For full item descriptions, please refer to the Baker / McGuire price list.

SELECT YOUR SEAT CUSHION

BAKER COMFORT
(Standard)

BAKER FIRM SPRING DOWN
**Upcharge*

BAKER COMFORT PLUSH
**Upcharge*

BAKER FIBERLUX
(Hypoallergenic)

SELECT YOUR BACK PILLOW

BAKER COMFORT ULTRA PLUSH
(Standard)

BAKER COMFORT

BAKER FIBERLUX
(Hypoallergenic)

STEP 8 • SELECT FINISH OPTION

WOOD AND PAINT FINISH OPTIONS

TIER 1

TIER 3 (upcharge)

TIER 2 (upcharge)

TIER 4 (upcharge)

STEP 9 • BATTERY NEED

PLUG IN (included)

BATTERY PACK (upcharge)

Battery gets approximately 200 cycles on a full charge. USB charging should not be used when using battery pack. Battery installed on frame; run cord to charge.

